

STAGE AND BOAT CONNECTIONS

To points in Oregon and Washington reached from stations on the Spokane, Portland and Seattle Ry. east of Portland and on Oregon Trunk Ry.

Table with columns: Destination, From, Conveyance, Days, Time, Fare, Free Baggage Lbs. Lists various routes to Oregon, Washington, and Idaho.

Note 1—12:35, hourly 7:40 A. M. to 4:40 P. M. incl. 6:40, 9:35 P. M.
* Suspends only in case of heavy ice in river.
7:30 a. m. to 7:15 p. m. 7:30 a. m. and 4:30 p. m. Ex. Sun.—Except Sundays.
x Stage driver may be called by passengers from Trains Nos. 1 and 2. Fare \$1.00.
The information shown above is prepared from the best data obtainable, but it is subject to change without notice and neither service nor rates are guaranteed.

SHIP AND TRAVEL BY TRAIN



Spokane, Portland and Seattle Ry.
Oregon Trunk Ry.
Oregon Electric Ry.
United Railways Co.

TIME TABLES



Columbia River and Mount Hood, 11,225 feet, from Bingen-White Salmon S. P. & S. Ry.



SUBJECT TO CHANGE WITHOUT NOTICE

SPOKANE, PORTLAND AND SEATTLE RAILWAY SYSTEM



TRAIN SERVICE—BETWEEN PORTLAND, SPOKANE AND THE EAST

VIA NORTHERN PACIFIC RY.

Train schedule table for Northern Pacific Ry. Columns: Eastbound, Read Down; Westbound, Read Up. Includes train numbers, departure times, and destinations like Portland, Pasco, Spokane, etc.

x Motor. *Service June 20-September 13.

EASTBOUND EQUIPMENT

No. 2. North Coast Limited.—AIR CONDITIONED. Observation club car service with barber, valet, bath, fountain, library, radio, etc., standard 10 section, 1 compartment, 1 drawing room sleeping car, and latest type tourist sleeping car Portland to Chicago via Pasco. De luxe coach Portland to St. Paul via Pasco, Spokane to Chicago, with porter service (free pillows Portland to Spokane). Standard sleeping cars Spokane to Kansas City, and Edgemont to Denver. Reclining chair car Billings to Kansas City; coach St. Joseph to St. Louis. Observation sleeping car Billings to Denver. Dining car service Spokane to Chicago, and Billings to Kansas City and St. Louis.

No. 4-4. Columbia River Express.—Alaskan.—Observation, cafe, reserved seat coach (individual chairs, 50c) and coaches Portland to Spokane; tourist and standard sleeping cars, cafe car dining service and coaches Spokane to St. Paul.

WESTBOUND

No. 1. North Coast Limited.—AIR CONDITIONED. Observation club car service with barber, valet, bath, fountain, library, radio, etc., standard 10 section, 1 compartment, 1 drawing room sleeping car, latest type tourist sleeping car Chicago to Portland via Pasco. De luxe coach with porter service Chicago to Spokane, St. Paul to Portland via Pasco (free pillows Spokane to Portland). Dining car Chicago to Spokane. Standard 10 section, 1 compartment, 1 drawing room sleeping car Kansas City to Spokane (on N. P. No. 3 Billings to Butte). Standard sleeping cars Denver to Edgemont. Lounge car St. Louis to St. Joseph. Chair cars and dining cars St. Louis to St. Joseph and Kansas City to Billings.

No. 3-1. Alaskan.—Standard 10 section, 1 compartment, 1 drawing room sleeping car (air conditioned) Kansas City to Spokane (on N. P. No. 1 from Butte), reclining chair car (air conditioned) Kansas City to Billings. Cafe car, tourist and standard sleeping cars and coaches St. Paul to Spokane. Dining car (air conditioned) Kansas City to Billings. Observation lounge car St. Louis to St. Joseph. Connects with No. 1 at Spokane for Portland. See above.

EMPIRE BUILDER AND NORTH COAST LIMITED ARE COMPLETELY AIR CONDITIONED

Light face figures denote A. M. time. Dark face figures denote P. M. time.

VIA GREAT NORTHERN RY.

Train schedule table for Great Northern Ry. Columns: Eastbound, Read Down; Westbound, Read Up. Includes train numbers, departure times, and destinations like Portland, Spokane, etc.

xStops June 15 to Sept. 15 h Stops to discharge passengers from west of Spokane. *Except Sunday.

EASTBOUND EQUIPMENT

No. 2. Empire Builder.—AIR CONDITIONED. Observation club car service with barber, valet, bath, library, fountain, radio, etc., standard 8 section, 2 compartment, 1 drawing room, sleeping car, and latest type tourist sleeping car Portland to Chicago. Standard 12 section, 1 drawing room sleeping car Portland to Spokane; standard sleeping cars Shelby to Denver, Billings to Kansas City. Dining car service Spokane to Chicago and Billings to Lincoln. De luxe coach, Portland to Spokane (free pillows), Spokane to Chicago. Coach, Shelby to Billings, and reclining chair car Billings to Kansas City. Observation lounge car, sleeping car and coach St. Joseph to St. Louis.

No. 2-28. Observation Club Car, with barber, valet, bath, library, fountain, radio, etc. Standard and latest type tourist sleeping car and coaches (all air conditioned) Portland to Spokane, and coaches Spokane to Havre. (No. 28 handles coach passengers only east of Spokane.)

WESTBOUND

No. 1. Empire Builder.—AIR CONDITIONED. Observation club car service with barber, valet, bath, library, fountain, radio, etc., standard 8 section, 2 compartment, 1 drawing room, sleeping car and latest type tourist sleeping car Chicago to Portland. Standard 12 section, 1 drawing room sleeping car Spokane to Portland. Dining car Chicago to Spokane. De luxe coaches Chicago to Spokane and Spokane to Portland. Standard sleeping cars Denver to Shelby, Lincoln to Billings, St. Louis to St. Joseph. Coach or reclining chair car St. Louis to St. Joseph, Lincoln to Billings. Coach Billings to Shelby. Dining car service Lincoln to Sheridan.

No. 27-1. Coaches Havre to Spokane, and air conditioned observation club car with barber, valet, bath, library, fountain, radio, etc. Standard 12 section, 1 drawing room, sleeping car, latest type tourist sleeping car, and de luxe coaches, with free pillows, Spokane to Portland. (No. 27 handles coach passengers only east of Spokane.)



SPOKANE, PORTLAND AND SEATTLE RAILWAY SYSTEM OREGON TRUNK RY.

PORTLAND - WISHRAM - PASCO - SPOKANE TRAINS

Table with columns for train numbers (No. 1, 2, 3, 4), directions (Eastbound, Westbound), and stations (Portland, Wishram, Pasco, Spokane). Includes S.P. & S. Ry. Pacific Time April, 1937.

PORTLAND - REDMOND - BEND TRAINS

Table with columns for train numbers (No. 1, 2, 102, 103), directions (Read Down, Read Up), and stations (Portland, Redmond, Bend). Includes S.P. & S. Ry. Pacific Time.

EQUIPMENT BETWEEN PORTLAND and BEND

Trains Nos. 2-102 and 1-103. Standard 16 section sleeping cars leave Portland Sun., Tues. and Thurs. for Bend; leave Bend Mon., Wed. and Fri. for Portland.

CONNECTION AT BEND FOR KLAMATH FALLS

See schedule of Great Northern Ry. on page 6.

LYLE - KLICKITAT - GOLDENDALE TRAINS

Table with columns for train numbers (No. 220, 221), directions (Read Down, Read Up), and stations (Lyle, Klickitat, Goldendale). Includes S.P. & S. Ry. Pacific Time.

Ex. Sat. denotes daily except Saturdays. Ex. Sun. denotes daily except Sunday. Equipment, coaches.

For Special Stops on Nos. 1 and 2. See left column, page 3, and under "References" below.

- References: a Will stop on signal to discharge revenue passengers from Spokane. b Will stop on signal to receive revenue passengers for Bingen-White Salmon, Vancouver and Portland. c Will stop on signal to receive revenue passengers for Vancouver and Portland f Stop on signal. g Will stop on signal to discharge revenue passengers from Portland and Vancouver. h Will stop to discharge revenue passengers from Portland, Vancouver and Bingen-White Salmon. i Telegraph stations.

EQUIPMENT—BETWEEN PORTLAND AND SPOKANE

Over-Night Limited. Trains Nos. 1 and 2. Every regularly assigned car air-conditioned. Observation-club cars with barber, bath, valet, periodicals, fountain, radio, etc., standard 12 section, 1 drawing room and 8 section, 2 compartment, 1 drawing room sleeping cars, latest type tourist sleeping cars, and de luxe coaches with lounges for women and men, and individual, reclining seats, porter and free pillows. Columbia River Express. Day Trains Nos. 3 and 4. Observation reserved seat coaches, with wide windows, individual chairs (50c) and cafe meal service at economy prices, and coaches.

Light face figures denote A. M. time. Dark face figures denote P. M. time. Ar. Arrive. Lv. Leave

SPOKANE, PORTLAND AND SEATTLE RAILWAY SYSTEM



PORTLAND - ST. HELENS

RAINIER- ASTORIA - CLATSOP BEACH TRAINS

Table with columns for train numbers (No. 21, 22, 23, 24), directions (Westbound, Eastbound), and stations (Portland, St. Helens, Astoria, Clatsop Beach, Rainier). Includes S.P. & S. Ry. Pacific Time.

TRAIN EQUIPMENT

Nos. 21 and 24 carry observation-parlor-cafe cars, coaches and smoking cars between Portland, Astoria and Seaside. Nos. 23 and 22 carry coaches and smoking cars daily, and observation-parlor cafe cars on Nos. 23 Fridays, Saturdays and Sundays, and No. 22 Saturdays, Sundays and Mondays.

Cafe dining service in observation cars on Nos. 21, 22, 23, 24 where shown above. Parlor car seat fare, 50c between Portland and Astoria, Gearhart and Seaside.

LOWER COLUMBIA RIVER MOTOR STAGES

Superior motor stage service is maintained along the wonderful, scenic Lower Columbia River Highway by the S. P. & S. Transportation Co. between Portland, St. Helens, Rainier, Astoria, Gearhart and Seaside. See page 7 for schedules.

RESPONSIBILITY

Not Responsible—The Spokane, Portland and Seattle Railway Company is not responsible for errors in time tables, inconvenience or damage resulting from delayed trains or failure to make connections; schedules herein are subject to change without notice.

Light face figures denote A. M. time. Dark face figures denote P. M. time. Ar. Arrive. Lv. Leave. f Stop on signal. i Telegraph office.

OREGON ELECTRIC RY.

PORTLAND-SALEM-ALBANY-EUGENE

Table with columns for miles, stations (Portland, Salem, Albany, Eugene), and freight service only.

GREAT NORTHERN RY.

BEND, KLAMATH FALLS, BIEBER

Table with columns for daily mix'd, stations (Bend, Klamath Falls, Bieber), and freight service only.

Low Round Trip Fares East All Summer

Table with columns for destination (Chicago, Milwaukee, St. Paul, New York, Atlanta, Boston, Cincinnati, New Orleans, Philadelphia, St. Louis, Washington), Standard fare, Tourist fare, Coach fare.

Other Eastern Points in proportion

"Standard" good in all classes of equipment. "Tourist" good in tourist sleeping cars and coaches. "Tourist-Standard" good in tourist sleeping cars to Chicago, standard sleeping cars beyond. "Tourist-Coach" good as above to Chicago, coaches beyond. "Coach" good in coaches only. Sleeping car charges are additional. (See page 11)



All tickets honored on the famous, fast, air-conditioned trains Empire Builder and North Coast Limited, between Portland, Spokane, Minneapolis, St. Paul and Chicago. Schedules and equipment are shown on pages 1 and 2.



SPOKANE, PORTLAND AND SEATTLE RAILWAY SYSTEM CONNECTIONS AT PORTLAND

SPOKANE, PORTLAND and SEATTLE TRANSPORTATION COMPANY

Table with columns: Read Down, MOTOR STAGES, Read Up. Lists train routes and times between Spokane, Portland, and Seattle.

Additional stages leave Portland at 10:15 A.M., 1:45 P.M., 6:15 P.M., 11:00 P.M. daily, arriving St. Helens 11:20 A.M., 2:55 P.M., 7:20 P.M. and 12:05 A.M. Also leave St. Helens 7:30 A.M., 9:00 A.M., 2:00 P.M. and 6:35 P.M. daily, arriving Portland 8:35 A.M., 10:05 A.M., 3:05 P.M., 7:40 P.M.

PORTLAND - PUGET SOUND - BRITISH COLUMBIA

Table with columns: Northbound-Read Down, All Trains Daily, Southbound-Read Up. Lists train routes and times between Portland and Seattle.

Ultra Comfort at Night Between Portland and Spokane

The overnight limited trains of the S. P. & S. Ry. between Portland and Spokane give passengers the utmost transportation comfort. And every regularly assigned car is air-conditioned, insuring pure, clean, filtered and circulated air at proper temperature.

SOUTHERN PACIFIC COMPANY

Table with columns: Southbound, Read Down, All trains daily, Northbound, Read Up. Lists train routes and times between Portland and Seattle.

EQUIPMENT OF TRAINS

Trains 19 and 20. Klamath.—(All Air Conditioned). Observation and standard sleeping cars, tourist sleeping car, dining car, reclining chair cars and coaches between Portland and San Francisco.

SAN FRANCISCO-LOS ANGELES-COAST LINE

Table with columns: March, 1937. Lists train routes and times between San Francisco, Los Angeles, and the Coast.

SAN FRANCISCO-LOS ANGELES-VALLEY LINE

Table with columns: March, 1937. Lists train routes and times between San Francisco, Los Angeles, and the Valley.

UNION PACIFIC RAILROAD

Table with columns: Read Down, March 8, 1937, Read Up. Lists train routes and times between Portland and Denver.



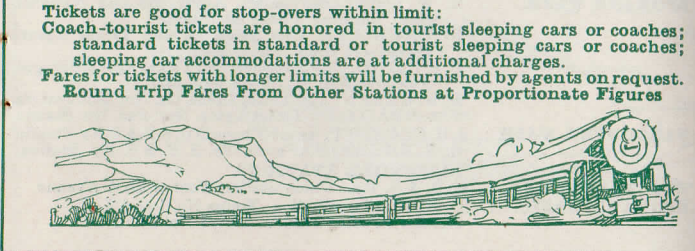
SPOKANE, PORTLAND AND SEATTLE RAILWAY SYSTEM CONNECTIONS AT SPOKANE AND PASCO

Large table with multiple columns: 4-313 Daily, 2-311 Daily, NORTHERN PAC., 312-1 Daily, 314-1 Daily, 256 Daily ExSu, GREAT NORTHERN RY., 255 Daily ExSu, 64 Daily, GREAT NORTHERN RY., 67 Daily, 4-2 Daily, SPOKANE INT'L-CAN. PACIFIC, 1-1 Daily. Lists train routes and times between Spokane, Portland, and Seattle.

California Excursion Fares are in effect by the S. P. & S. Ry. every day to San Francisco, Los Angeles, San Diego, Santa Barbara, Del Monte, etc., with stop-overs and liberal limits. Enjoy the delights of visits to Oregon and California.

DELIGHTFUL TRAIN TRIPS between PORTLAND and SPOKANE. Along the Columbia and Snake Rivers and Through the Heart of the Cascade Range.

ROUND TRIP FARES FROM SPOKANE. San Francisco \$33.50, Los Angeles 43.50, Santa Barbara 42.20, San Diego 48.00.



The night limited trains furnish every feature for comfort and pleasure in modern travel—Completely air-conditioned—observation club cars, with radio, barber, fountain, magazines, lounge chairs, etc., standard and latest type tourist sleeping cars and newest style coaches, with lounges for men and women, porter and free pillows.



SPOKANE, PORTLAND AND SEATTLE RAILWAY SYSTEM

Sleeping, Parlor Car and Reserved Seat Fares

For information only. Subject to change without notice.

BETWEEN	AND	Seat	PORTLAND				SPOKANE				
			Stand-ard	Tour-ist	Com-part-ment	Drawing Room	Stand-ard	Tour-ist	Com-part-ment	Drawing Room	
Astoria	Ore.	\$.50									
Bend	Ore.	\$ 2.50			\$ 7.00	\$ 9.00					
Billings	Mont.	7.25	4.00	20.50	26.00	4.50	2.50	13.00	16.00		
Bingen-Wh. Salm.	Wash.	.20				2.50	1.25	7.00	9.00		
Boston	Mass.	21.75		61.00	77.00	19.25		54.00	68.00		
Bozeman	Mont.	6.50	3.50	18.50	23.00	3.75	2.00	10.50	14.00		
Buffalo	N. Y.	19.25		54.00	68.00	17.00		48.00	60.00		
Butte	Mont.	5.75	3.00	16.50	21.00	3.00	1.50	8.50	11.00		
Camas	Wash.	.15				2.75	1.50	8.00	10.00		
Chicago	Ill.	15.75	8.25	44.50	56.00	13.25	7.00	37.50	47.00		
Cincinnati	Ohio	17.50		49.00	62.00	15.00		42.00	53.00		
Cleveland	Ohio	18.00		50.50	63.00	15.75		44.50	56.00		
Denver	Colo.	10.50		29.50	37.00	9.75		27.50	35.00		
Detroit	Mich.	17.50		49.00	62.00	15.00		42.00	53.00		
Duluth	Minn.	13.25	7.25	37.50	47.00	11.00	5.75	31.00	39.00		
Eugene	Ore.	.65	2.00	1.25	6.00	7.00	5.00	2.75	14.50	18.00	
Fargo	N. D.	11.75	6.00	33.00	42.00	9.00	4.50	25.50	32.00		
Gardiner	Mont.	7.00		20.00	25.00	4.25		12.00	15.00		
Gearhart	Ore.	.50				2.75	1.50	8.00	10.00		
Glacier Park	Mont.	5.50	3.00	15.50	20.00	2.75	1.50	8.00	10.00		
Grants Pass	Ore.	2.50	1.25	7.00	9.00	5.50	2.75	15.50	20.00		
Great Falls	Mont.	7.00		20.00	25.00	4.00		11.50	14.00		
Havre	Mont.	7.00	3.75	20.00	25.00	4.25	2.25	12.00	15.00		
Helena	Mont.	5.75	3.00	16.50	21.00	3.00	1.50	8.50	11.00		
Kansas City	Mo.	13.25		37.50	47.00	11.50		32.50	41.00		
Klamath Falls	Ore.	2.50	1.50	7.00	9.00	5.50	3.00	15.50	20.00		
Livingston	Mont.	6.75	3.75	19.00	24.00	4.00	2.25	11.50	14.00		
Los Angeles	Calif.	8.25	4.25	23.50	29.00	11.25	5.75	32.00	40.00		
Louisville	Ky.	17.50		49.00	62.00	15.00		42.00	53.00		
Lyle	Wash.	.20				2.50	1.25	7.00	9.00		
Medford	Ore.	1.65	1.50	7.00	9.00	5.50	3.00	15.50	20.00		
Minneapolis	Minn.	13.25	7.25	37.50	47.00	11.00	5.75	31.00	39.00		
Missoula	Mont.	5.00	2.75	14.00	18.00	2.50	1.25	7.00	9.00		
New Orleans	La.	19.00	10.00	53.50	67.00	17.50		49.00	62.00		
New York	N. Y.	21.75		61.00	77.00	19.25		54.00	68.00		
Northdalle	Wash.					2.50	1.25	7.00	9.00		
Oakland	Calif.	5.50	3.00	15.50	20.00	8.50	4.50	24.00	31.00		
Omaha	Neb.	13.25		37.50	47.00	11.00		31.00	39.00		
Pasco	Wash.	2.50	1.25	7.00	9.00	2.00	1.25	6.00	7.00		
Philadelphia	Pa.	21.00		59.00	74.00	18.75		52.50	66.00		
Pittsburgh	Pa.	18.75		52.50	66.00	16.25		45.50	57.00		
Portland	Ore.					3.00	1.50	8.50	11.00		
Roseburg	Ore.	1.00	2.25	1.25	6.50	8.00	5.25	2.75	15.00	19.00	
St. Louis	Mo.	15.00		42.00	53.00	12.75		36.00	45.00		
St. Paul	Minn.	13.25	7.25	37.50	47.00	11.00	5.75	31.00	39.00		
Sacramento	Calif.	5.25	2.75	15.00	19.00	8.25	4.25	23.50	30.00		
San Antonio	Tex.	17.50	9.00	49.00	62.00						
San Francisco	Calif.	5.50	3.00	15.50	20.00	8.50	4.50	24.00	31.00		
Seaside	Ore.	.50									
Seattle	Wash.	1.00	2.50	1.25	7.00	9.00					
Spokane	Wash.	.50	3.00	1.50	8.50	11.00					
Stevenson	Wash.	.20				2.50	1.50	7.00	9.00		
Tacoma	Wash.	.75	2.50	1.25	7.00	9.00					
Vancouver	Wash.	.15				3.00	1.50	8.50	11.00		
Washington	D. C.	21.00		59.00	74.00	18.75		52.50	66.00		
Wishram	Wash.	.25	2.00	1.25	6.00	7.00	2.50	1.25	7.00	9.00	

Through cars not operated in all trains; fare applies for continuous trip via direct connections. The fare for a section is the combined fare of an upper and a lower berth. The fare for an upper berth is 80% of the lower berth fare. Single occupancy of one section is lower berth rate plus 40%. A compartment is a private room with lower and upper berths and toilet; a drawing room has a divan berth in addition. Occupancy of a drawing room requires 1 1/2 adult rail tickets, or their equivalent; requirement for compartment one such ticket between S. P. & S-G. W-N. P. and connections, 1 1/2 between certain other lines; requirement for section one such ticket.

* Reserved Seat Coach fares on day trains.
BAGGAGE IN SLEEPING CARS.—Hand baggage in sleeping cars in restricted to what may conveniently be placed in berth or seat occupied by passengers. All baggage should be marked with name and permanent address of owner.

GENERAL OFFICES
EXECUTIVE DEPARTMENT
 1110 American Bank Building
FREIGHT AND PASSENGER TRAFFIC DEPARTMENTS
 1101 American Bank Building
 S. W. Morrison Street, between Broadway and S. W. Sixth Avenue
OPERATING DEPARTMENT
 N. W. Eleventh Avenue and N. W. Hoyt Street
PORTLAND, OREGON

OFFICERS
CHARLES DONNELLY, President, St. Paul, Minn.
W. P. KENNEY, Vice-President, St. Paul, Minn.
W. E. COMAN, Assistant to President, Portland, Oregon

W. C. SLOAN, General Manager, Portland, Oregon
M. C. LABERTEW, Superintendent, Portland, Oregon
A. J. WITCHEL, Assistant Superintendent, Portland, Oregon

PASSENGER AND FREIGHT TRAFFIC DEPARTMENTS
R. H. CROZIER, General Passenger Agent, Portland, Oregon
E. W. PICKARD, General Freight Agent, Portland, Oregon
J. M. BALLINGALL, Assistant to General Freight Agent, Portland, Oregon
KENNETH C. MILLER, Agricultural and Livestock Agent, Portland, Oregon

Representatives
ALBANY, ORE...... H. C. REEVES (Phone M. 291), Agent, O. E. Ry. Sta.
ASTORIA, ORE...... J. C. WRIGHT, General Agent
 Telephone 113, S. P. & S. Ry. Station, 20th and Commercial Sts.
BEND, ORE...... H. M. LABERTEW (Phone 454), Agent, Union Station
 G. C. PENDERGAST, Trav. Freight and Pass. Agent
EUGENE, ORE...... S. A. SEXSMITH (Phone 140), Agent, O. E. Ry. Sta.
HILLSBORO, ORE...... L. SHERMAN (Phone M. 541), Agt., O. E. Ry. Sta.
JUNCTION CITY, ORE...... L. W. MALLORY (Phone M. 382), Agt., O. E. Ry. Sta.
LOS ANGELES, CALIF.

Great Northern Railway, 605 Central Bldg. Phone Vandike 1201.
 W. E. McCORMICK, General Agent
 S. L. WILLIAMS, City Passenger Agent
 H. D. DAY, Trav. Freight & Pass. Agent
 Northern Pacific Railway, 506 Central Bldg. Phone Trinity 2322.
 J. C. SPRACKLIN, General Agent
 J. E. BEATTY, City Freight & Pass. Agent
 D. F. WALKER, Traveling Passenger Agent

PORTLAND, ORE...... F. J. MOSHATKO, City Passenger & Ticket Agent
 Consolidated Ticket Office, S. W. Broadway and Morrison St. Telephone BRY. 5631.
 J. L. MILLER, Ticket Agent, Union Station, Foot of N. W. 6th Avenue. Telephone Broadway 3421.
 J. C. MOORE, General Agent, Freight Department, Phone Atwater 9111.
 G. F. EHLEN, Traveling Freight and Passenger Agent, Phone Atwater 9111.
 C. J. LIVINGSTON, City Pass. Agt., Phone At. 9111.
 H. SHEEDY, Local Freight Agent, N. W. 11th and Hoyt, Phone Atwater 9111.

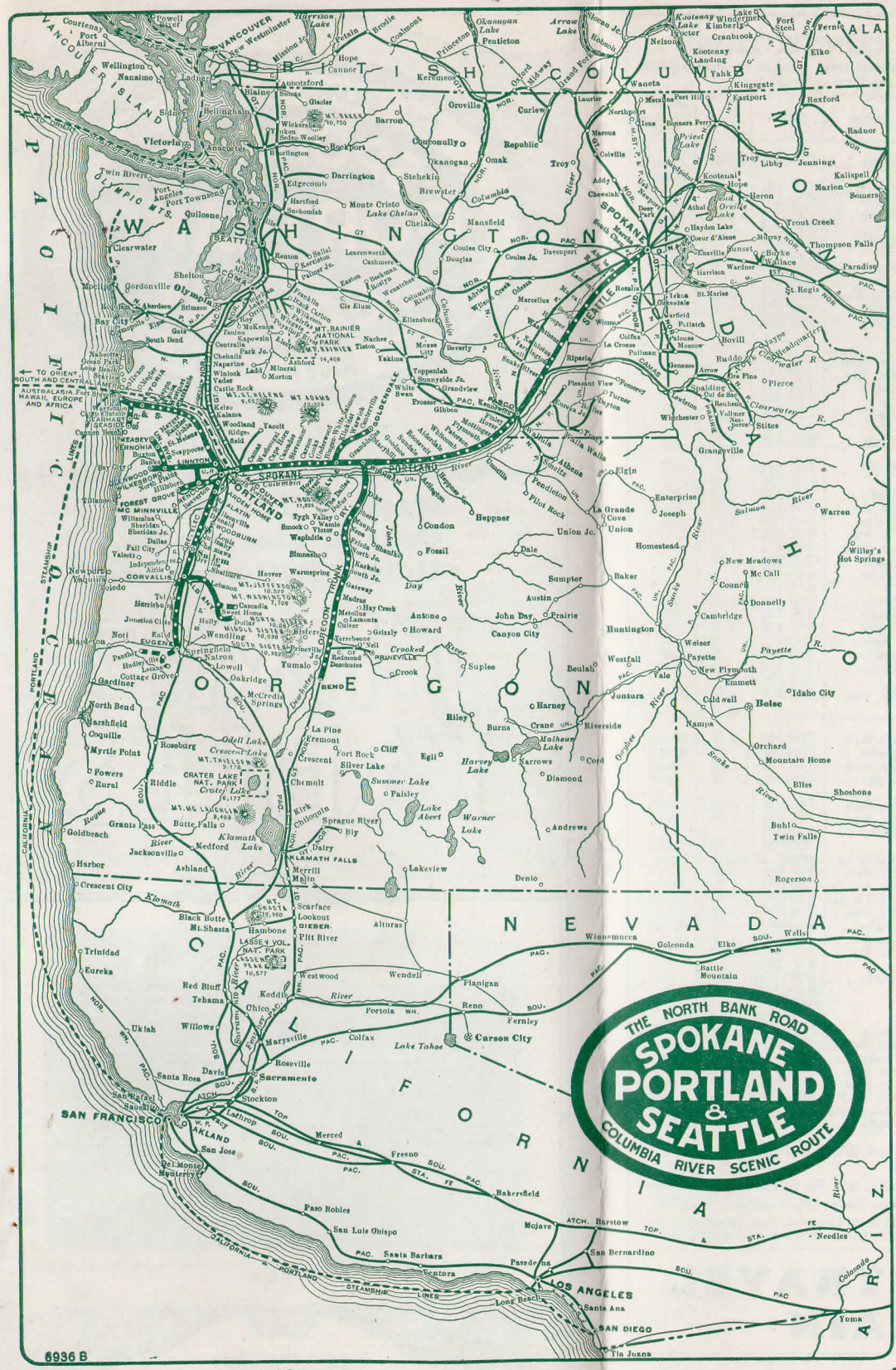
REDMOND, ORE...... G. W. SEXSMITH (Phone Black 79), Agt., Union Station
ST. HELENS, ORE...... E. G. VOSS (Phone 58), Agent, S. P. & S. Station
SALEM, ORE...... J. W. RITCHIE (Phone 4763), O. E. Ry. Freight Depot
SAN FRANCISCO, CAL.

Northern Pacific Railway, 657 Market St. (Palace Hotel), Phone Sutter 1078.
 R. J. TOZER, General Agent
 H. E. PETERSEN, City Passenger Agent
 W. T. CONKLING, Traveling Passenger Agent
 DANIEL TINNEY, Traveling Freight Agent
 W. R. GLANVILLE, Traveling Freight Agent
 ROLAND HAACK, City Ticket Agent

Great Northern Railway, 679 Market Street, Phone Sutter 6051.
 A. L. SCOTT, General Agent, Passenger Dept.
 F. E. HOWELL, Traveling Passenger Agent
 RAY G. DeGUIRE, City Passenger Agent
 757 Monadnock Bldg. Phone Douglas 3892.
 C. A. GERKEN, General Agent, Freight Dept.

SEASIDE, ORE...... C. O. BUTLER (Phone 45) Agent, S. P. & S. Ry. Sta.
SPOKANE, WASH...... H. W. SHIELDS, General Agent, 925 Old National Bank Building, Phone Main 4238.
 N. D. KELLER, City Passenger and Ticket Agent, Davenport Hotel, Phone Main 5141.
 E. F. BAIRD, City Passenger and Ticket Agent, Sprague Ave. and Wall St., Phone Main 5321.
 H. W. GREEN, Ticket Agent, Gt. Nor. Ry. Station
 T. A. BRADY, Ticket Agent, Nor. Pac. Ry. Station
VANCOUVER, WASH...... J. H. CORBETT, Agent (Phone 571), S. P. & S. Ry. Station
 W. R. EMERSON, (Phone 735), S. P. & S. Ry. Station.


PASSENGER STATIONS
PORTLAND, ORE...... S. P. & S. Ry., Union Station, Foot of Sixth Avenue
SPOKANE, WASH...... Great Northern Station, Trains No. 1 and 2
 Northern Pacific Station, Trains No. 3 and 4.



THE DAY TRIP

Between
Portland and Spokane
 on the
Columbia River Express

This train leaves both Portland and Spokane at 8:30 A.M. and arrives both terminals at 6:30 P.M., not only carrying coaches but reserved seat coaches (seat fare 50c) with observation platforms, large windows, comfortable individual chairs, and cafe meal service at economy prices.



The trip is one of the most interesting in the West—Mt. Hood and others of the Cascade Range, alongside view of the great Bonneville dam, two crossings of the Columbia River with a panorama of 220 miles along its north bank, waterfalls and forests, and 40 miles through the Snake River Canyon.

L. C. L.

Mr. Portland Shipper:
 Just think what it means—Expedition!

Our trucks pick up your L. C. L. freight shipments at your doors—they leave Portland at night and are delivered at consignees' doors in the morning—at Spokane, Salem, Albany, Eugene, Astoria, Seaside, Bend, Redmond and Prineville.

Just call AT. 9111—we do the rest.

SPOKANE, PORTLAND AND SEATTLE RAILWAY LINES